

# HOW AWESOME IS THIS AMAZING RACE PARTICIPANT GUIDE

**TEAM NAME:**

**TEAM MEMBERS (Name and Camp):**

**RULES OF THE GAME:** (read together!)

- 1) Welcome to this amazing race. Together we will explore the question “how awesome is this place?” The place: CAMP!
- 2) Select a team captain. The captain should make a copy of this document and share it with your teammates and Liora at [liora.bernstein@jewishcamp.org](mailto:liora.bernstein@jewishcamp.org). Once you have made a copy, pick a team name and enter it above.
- 3) You already have the amazing race **CAMP MAP** we shared in the chat. This map will help guide your team through a series of challenges. Our amazing race will begin at the cabins.
- 4) To find out your first challenge click on the cabins in the map. When you believe you have completed the challenge call your hosts (Elie, Liora and Brett) to your room. One of us will come and confirm the challenge has been completed. **DO NOT JUMP AHEAD!** The game will be more fun if you take one challenge at a time. And the challenges must be completed in the correct order.
- 5) Once officially completed you will receive a trivia question (and clue) from one of the hosts that will help you identify where to go on the map for your next challenge. There are 8 challenges in total. The first team to complete all 8 challenges wins!
- 6) The Prize: FJC Instagram and Tik Tok Shout Outs

**CAMP MAP:**

Cabin

Teva

Campfire

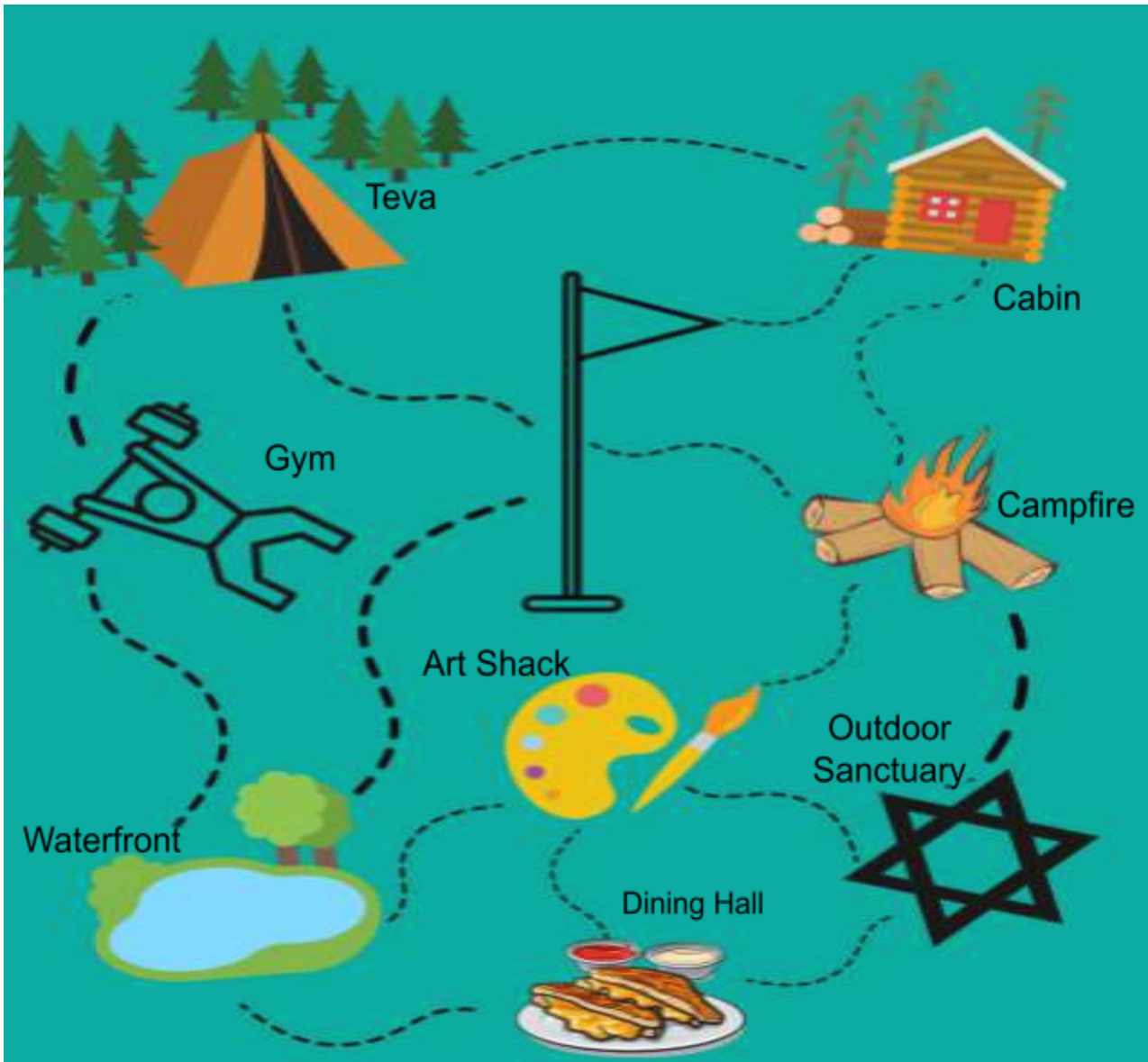
Outdoor Sanctuary

Dining Hall

Art Shack

Waterfront

Gym



### ***Team Challenge:***

Welcome to your cabin! The place at camp where you'll build lifelong friendships. Living together in a cabin takes a willingness to share space and responsibilities. So let's practice. For this challenge you are to work as a team to (virtually) pass an item of your choice from one person (box) to another on the zoom screen until each person has received the item. Pick a challenge captain and use their zoom screen as the foundation (as where people are located will look differently on each person's screen). With the support of your challenge captain, pick an order and direction for passing the item around to each person. For example, if you pick a pen as your item and person A is supposed to pass a pen to person B and B is in the box above A, A would pass the pen upwards until the pen is out of picture and B would pretend to grab the pen from A by placing their hand out of picture downward. After some practice, the challenge captain should record video of participants passing the item around the zoom room to some music. Send videos to **liora.bernstein@jewishcamp.org**

Example video: <https://youtu.be/b5klRYBn3PU>

## Team Challenge:

Welcome to teva! We are surrounded by so much beauty here. Use your shared wisdom to decode this piece of text. Each symbol represents a letter. When you think you've solved it call your hosts to your breakout room for confirmation!

FYI: Commas are actually commas.

### Clues

A is @

E is ^

O is : **GOOD LUCK!**

(:[ /@;~ @=^ |(^ |( \_;\* \ ~:} (@]^

/@%^, : >:=%, ~:} (@]^ /@%^ |( ^/ @>>

[\_|( [ \_\%:/, |( ^ ^@=|( &}>> :& ~:}=

\$=^@|\_::\

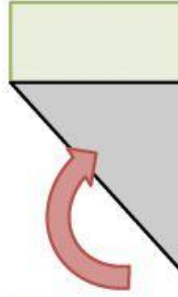
## **Team Challenge:**

Welcome to art! Let's all make something together. Today we will try some origami. Each team member needs a sheet of paper to participate (scissors may also be helpful...though it can be done without them). Using the following graphic, have everyone in your team create a fortune teller. Once everyone has completed today's project call for your hosts to confirm!

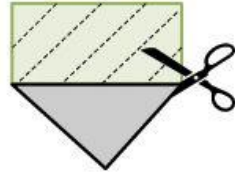
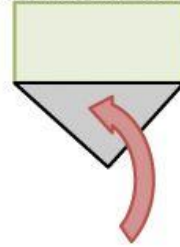
1 x sheet of A4 paper



Fold a corner



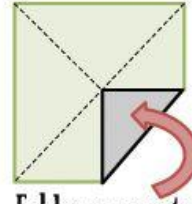
Fold the other corner



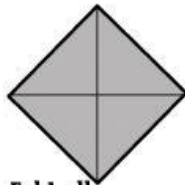
Cut along the top line



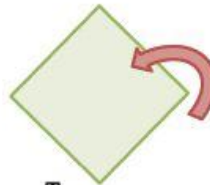
You are left with a square of paper



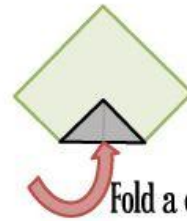
Fold a corner to the centre



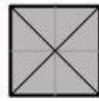
Fold all corners to the centre



Turn over



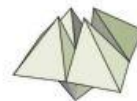
Fold a corner to the centre



Fold all corners to the centre



Turn over



Insert fingers and play!

## Team Challenge:

It's been an action packed day at camp. Let's close out the day with some music by the campfire. It's a sing down! As a team, come up with 10 songs that have the word fire in the lyrics. Please be able to sing 10 seconds of each song (include the word fire in those 10 seconds). When you are ready to showcase your ten songs, please call a host to your room. Bonus points for any Jewish songs!

1.
2.
3.
4.
5.
6.
7.
8.
9.
10.

## Team Challenge:

Welcome to the waterfront! Hope you're wearing sunscreen. What's more enjoyable than floating in a lake/pool on a hot summer day? To complete the waterfront challenge each team member must find three items in their home that float. Each team member's items must be different from the items of your teammates. So fill a bowl with water....grab a bunch of items and get to it! When each member has found three items call for a host to show off your floating skills!





## Team Challenge:

Welcome to meal time! Are you hungry? Select a team chef! You have 5 minutes to make a camp themed dish with the following 3 ingredients. You are able to use other ingredients not listed below, but must use the 3 basket ingredients and at least two additional ingredients of your choice in the dish. Contestants will be judged based on creativity, taste, and presentation. If contestants don't have one or more of these ingredients available, you may substitute what you believe is the next closest ingredient (you will have to explain to the judges why you believe this new ingredient is "close" to the ingredient listed below).

### Cucumber



### Cream Cheese



### Leafy Green Veggie

(spinach, arugula, kale)





**GYM**

**חדר כושר**

## **Team Challenge:**

Time to get up, move our bodies and dance! Do your best to complete the below tik tok challenge. You don't need to know a dance to do a dance! Use the below tutorial and go for it! Let a host know when you've got it down!

Say So, Doja Cat - <https://www.youtube.com/watch?v=gyThg03OIp8>

# OUTDOOR SANCTUARY

## **Team Challenge:**

It doesn't get much better than Shabbat at camp. Please go to this [jamboard](#) and find an empty page for your team. Take some time as a team to respond to the following prompt with photos and/or memories - "What makes Shabbat at camp so special?" Once each member has added to the jamboard, take a few minutes for each person to share with your team. After everyone has shared, let a host know to receive your next clue.

