

Camp Hanukkah

- 5 **TOO COOL FOR SCHOOL?**
Try icy snow menorahs!
- 9 **GETTING FIRED UP ABOUT CAMP?**
Please tell me s'more!
- 10 **GOING GAGA?**
Get your game on!
- 10 **WILL I MISS MY BFFS NEXT SUMMER?**
Knot a problem!
- 11 **READY FOR SOME FOOTBALL?**
You'll get a kick out of this!

*Eight nights of fun to heat up your winter...
and make you dream about the really cool days of summer.*

AND THAT'S NOT ALL! ALSO INCLUDED:

*Campfires and candles, canoes and cupcakes, slideshows
and snow menorahs, Maccabees and marshmallows.*

FOUNDATION FOR JEWISH CAMP

**one happy
camper**

Always dreaming of summer? Would you rather be at camp hanging out and swimming with your friends, playing ga-ga, racing down a zipline or sitting around a campfire and roasting marshmallows—RIGHT NOW? Hanukkah is here to **chase away the winter blues** and this activity book will **bring a little summer spirit** into your celebration.

Make a s'mores dreidel or give a string friendship bracelet as a gift. Did you know that Maccabiah—color war—is straight out of the story of Hanukkah?

Eight days of Hanukkah fun = One Happy Camper!

Here's a maniacal Mad-Lib version of the Hanukkah story to start the party.

The Mighty Maccabees

The ruler of the _____ kingdom was powerful and _____.! Everyone, he
camp name adjective
decreed, must _____ the Greek gods. No longer could the people of Israel
verb
live as _____.! He sent his _____ to enforce his _____ law.
proper noun noun adjective

In the _____ village of Modin, though, Mattathias the Priest told
adjective
the people, "Whoever is for God, follow me!" An army rose and they _____
verb past tense
with Mattathias into the wilderness. There, Judah, one of Mattathias's five
plural noun
_____, became a mighty warrior. He came to be known as "The Hammer,"
or "Maccabee." He and his followers, the Maccabees, drove their enemies from the
camp building

On the 25th day in the _____ of Kislev, the Maccabees stood victorious!
time of year
They reclaimed the temple, which had been _____ by their enemies.
past-tense verb
The Maccabees _____ for oil to light the great menorah. But only one
past-tense verb
_____ bottle was still pure. It had enough oil for only _____—
adjective one camp game
and it would take eight days to make more! They _____ the oil into
past-tense verb
the great menorah and lit it. It burned for _____ and then another...and then
one camp song...
another! For eight days, the lamp _____—long enough for the Maccabees
past-tense verb
to make more oil! Ever since, we have celebrated with a dazzling FESTIVAL OF
LIGHTS to remember this miracle—the miracle of HANUKKAH!



LIGHT THE MENORAH!

Light a menorah with your secret word. Draw two menorahs or use these. Then think of a word. Draw a space for each letter. Have a friend guess a letter. If that letter is in the word, write it in the correct space. If they are wrong, light your menorah by drawing a flame on one candle. Keep going until the other person guesses the word or lights the menorah. If they guess the word before your menorah is lit they win!

MENORAHS-IN-A-MINUTE

Menorahs can be made out of just about anything. Instead of buying new materials, think about reusing or recycling stuff you already have at home.



Just made **cupcakes**? Take nine and line them up like a **menorah**. Add candles and voila!



Love having **s'mores** at camp? How about a s'mores **menorah**? Lay out nine graham crackers, "glue" on a marshmallow with pre-made chocolate icing and stick a small candle in the marshmallow.



Remove the cores from nine **apples**, line them up, add candles and—instant **menorah**!

What can you come up with to create a menorah? Just check with your parents to make sure the materials you've chosen are safe to use.

MACCABEE MIX-UP!

What a mess! The Syrian-Greeks trashed the Temple and the Maccabees and their happy camper friends had to clean it up.

Can you help them by unscrambling these words?

T E K L A

H M R A N O E

L E D D R E I

B I N C A

F R A M P I E C

O N A C E

Got some words of your own to scramble? Go ahead. Keep scrambling. Test your family and friends!

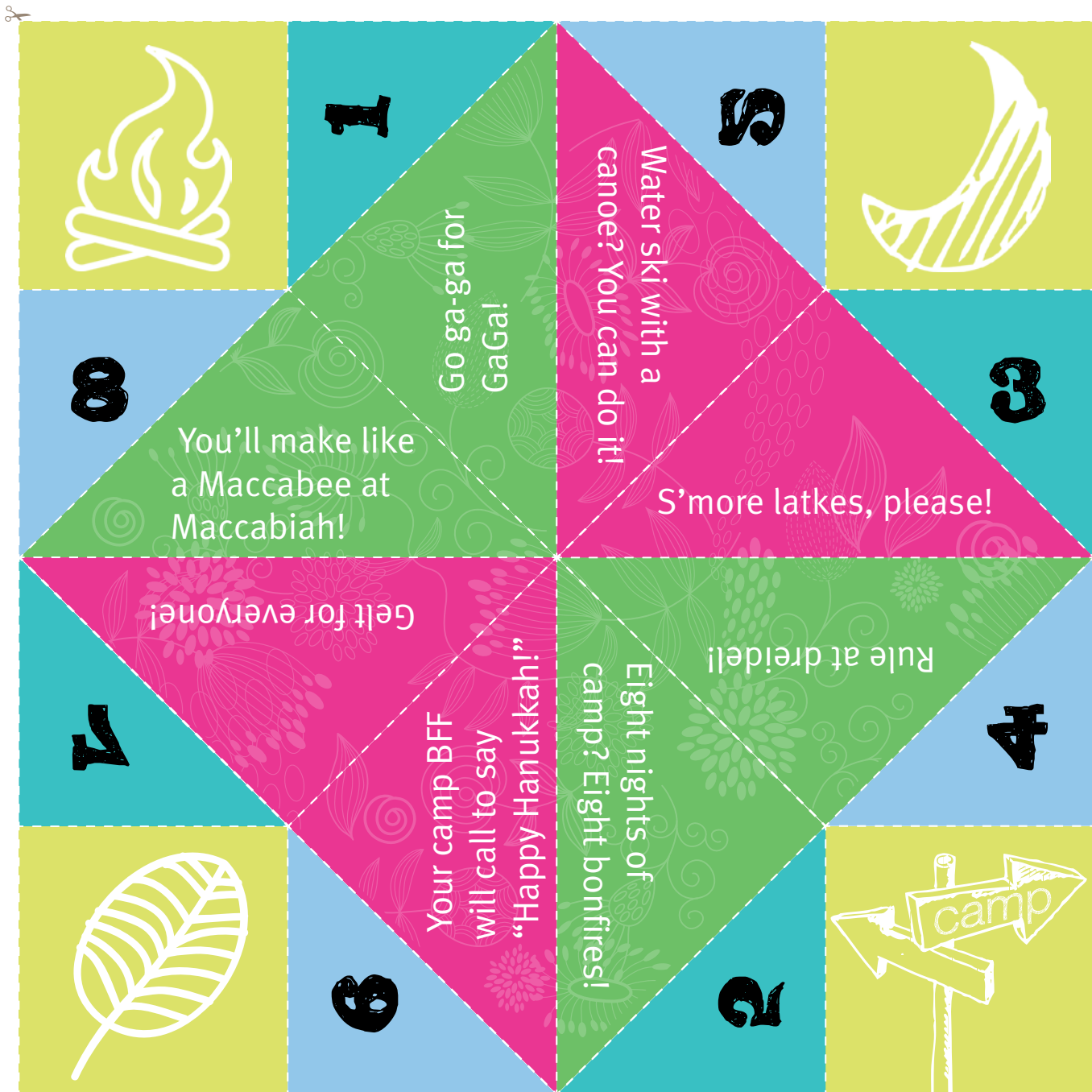
Answers:

1. LATKE, 2. MENORAH, 3. DREIDEL, 4. CABIN, 5. CAMPFIRE, 6. CANOE

Make your own FORTUNE TELLER.

What Miracles are coming your way this year?

Pick a number, and pick a color—and a “miracle” will happen.
 Predict your future—and see the fun you can have at camp next summer!



Freeze it! Create an ICE MENORAH



You will need:

- an ice tray
- plastic wrap
- Hanukkah candles
- Cups
- aluminum pie plate or pan
- food coloring
- glitter

In a cup of water, mix a drop or two of food coloring with a dash of glitter.

Fill each ice cube compartment with the colored water. (Fill several cups to make different colored ice cubes.)

Cover the ice cube tray tightly with plastic wrap and make small holes in the center of each compartment. Push in a candle.

Freeze the ice cube tray. Display on the plate and light the candles before they melt!

LETTERS from Camp

Find the horizontal and vertical words that will take you from **Hanukkah to camp**. Circle as you go until you've found the entire list. **Good luck!** (The hidden words are also listed below.)

COUNSELOR LIGHT FRIENDSHIPS CAMPFIRE
LAUGH SUMMER SMORE SPORTS ART

C D K R O L E S M O R E O L L
F Y K A I F I U T T B Z Y W G
X A O V I C L I G H T N C S K
H F R I E N D S H I P S Y T Y
B E M O M B W L W K M U S D H
H C A M P F I R E I K M T D X
S V E J Y E B W R I C M R S N
G H L A M D C O U N S E L O R
X B A M E F C B F L R R P O P
R Q U M U L Q Y A A S V S R S
O S G N E R S B W R N X R E E
V T H Q T S P O R T S P J G A

Here are some other chill outdoor menorah ideas. Live where the winters are cold? Try this:

Have warm winters? Here's one for you:

FLOATING MENORAH


SNOW MENORAH

A mound of snow makes a great instant menorah. Make sure it is deep enough and not near anything that could catch fire. Place your candles about an inch apart in a straight line in the snow. Using the shamash, the "helper" candle, light the number of candles correct for that night of Hanukkah. Place the shamash to the left of the candles when they are lit. Instant snow menorah!

You will need a large bowl of water and small tea-light candles. Fill the bowl with water. Put in enough tea-lights for each night. (The lights will float.) Reserve one tea light for the shamash candle, light it, and then carefully light the floating candles. After you light the other candles, add the shamash to the bowl.

CAMP

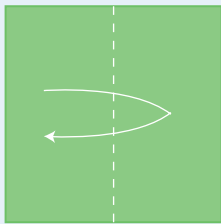
Camp in Action!
Can you find Hanukkah
hidden in the bunk?



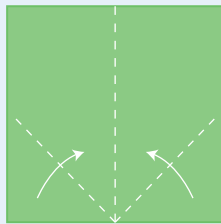
HANGING IN until camp season? When you are **HANGING OUT** with friends, try this new “spin” on arts and crafts for Hanukkah! Make an origami dreidel with just a piece of paper. Here’s how:

Origami Dreidel

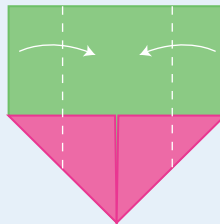
Start with paper square that is 6 inches by 6 inches. Try leftover wrapping paper, scrapbook paper or pages of magazines—anything colorful will do.



Fold the paper in half, then unfold.




Fold the two corners to the crease you just made.



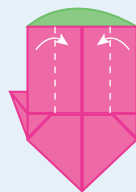
Fold both sides to the middle.



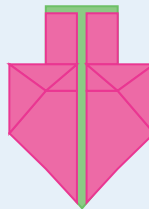
Fold the short edge to the pointed end.



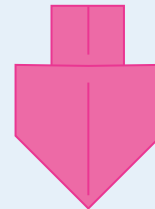
Fold up again, leaving a pleat. Fold the corner in, as shown.



Unfold them again. Fold the outside edges to the middle.



As you do this small triangles form. See next drawing. Sharpen all creases.



Turn the paper over to the other side. Awesome! **You’ve made an origami dreidel.**

DID YOU KNOW?

The letters on the dreidels in Israel are different? They stand for

A Great (ג)
Miracle (מ)
Happened (נ)
HERE (ו).

HOW TO PLAY DREIDEL GAME

Here’s all you need to know: The letters on the dreidel stand for the phrase:

A Great (ג)
Miracle (מ)
Happened (נ)
There (ו w).

Start the game by everyone putting some gelt into the center. Got gelt? In the old days it meant coins, but a piece of candy, a coin, a marble or even a bottle cap will do. It’s totally up to you!

Land on ו ?

Put one in, friend, that’s how the game begins

Land on מ ?

You get nothing, now let someone else take a spin

Land on נ ?

You get half, now you’re taking them to school

Land on ג ?

You win! At dreidel you totally rule.



It's candy. It's a dreidel.

It's a sweet treat Candy Dreidel

that reminds us of a camp s'more! Yum.

Grab a chocolate kiss, a marshmallow, pre-made icing or marshmallow fluff and thin pretzel sticks.

- Use the icing or fluff to attach the marshmallow to the flat side of the chocolate kiss.
- Gently push the pretzel stick halfway through the marshmallow.
- Want to get really creative? Use a food marker to add the Hebrew letters to the dreidel or melt chocolate to cover your creation.
- Take your dreidel out for a spin!



Giving out **THE GELT**

The best gifts are handmade—Ready to make some rave-worthy presents? The recipients are sure to be happy campers. Try these:



STAMP OUT FUN: **One- of a-kind- Hanukkah Fun**

Decorate a T-shirt, a picture frame, a journal. Create patterns and designs, draw or write funny sayings and greetings.

Use stampers, stickers or stencils to create a great look. Don't have stampers—be creative—ask a parent to help you create one out of potatoes left over from latkes. Fill-in your designs with fabric pens, markers and glitter. (Cover your work area before you begin...and make sure your creation is dry before trying it on or wrapping it up.)



Friends Forever Friendship Bracelet

Camp friendships last a lifetime. Bring a camp friend closer by making a friendship bracelet with a special word or name—the name of your bunk or a secret word whose meaning is known only to the two of you. Of course, you can make a bracelet for anyone. Here's one way.



You will need:

- Three pieces of flat suede cord—2 feet long
- Two pieces of flat suede cord—each 6 inches long
- Alphabet beads with large holes
- Scissors

With one of the 6-inch pieces of cord, tie together the three 2-foot piece leaving a four-inch tail. Secure the tail under a heavy book or use a clipboard. Braid the leather. After the first inch of braid, put on your first bead. Braid and slide on beads in regular intervals. After you put on the last bead, braid for another inch. Use the other 6-inch cord to tie off the bracelet. Trim the ends so they are even and you're done!

Have colorful string or lanyard at home? Ask a parent to help you go online and find instructions for a variety of different stitches: box, barrel, zipper, and butterfly for lanyard. Chevron, candy strip, and hearts for string.

See camp in action
[youtube.com/ilovejewishcamp](https://www.youtube.com/ilovejewishcamp)

DID YOU KNOW?

In earlier times and in Israel, the Jewish holiday for giving gifts is Purim, not Hanukkah. In America the tradition has changed. Do you sometimes change the way you do things? At camp, it's easy to discover new ways of doing things, meet different kinds of kids.

GOING GA-GA

The most revved-up game at camp is Ga-Ga. From small groups to camp-wide competitions, everybody is playing it! Check out how you can play it at home.

Here's how:

- Start with a ball the size of a soccer ball.
- Mark off a playing area in the shape of a pentagon or hexagon.
- The players begin by standing on the boundary lines. Once play starts, they move into the play area.
- With your open hand, knock the ball towards the other players. The object is to hit them below the knee.
- Try to avoid being hit with the ball below your knee by knocking it back at other players.
- Anyone hit below the knee by the ball is OUT!
- The last person left in the court is the winner!

Hanukkah Hits

There are some Hanukkah songs that are hilarious and surprising. Burn a CD to use at your Hanukkah party or to give as a gift.

Chanukah

Dan Nichols and Eighteen

In These Lights

Josh Nelson Project

How Do You Spell Channukkahh?

The Leevees

Dreidel

Don Mclean

Hanukkah Blessings

Barenaked Ladies

Festival Of Lights

They Might Be Giants

Miracle

Mattisyahu

Light One Candle

Peter, Paul & Mary

Color War is everyone's favorite camp activity. At many Jewish camps, Color War is called Maccabiah – named for the Maccabees. How about some Maccabee-style competition?

Ready for some **PAPER FOOTBALL?**

Turn your tabletop into a fast-paced face-off!



How to fold the football:

- Fold a piece of paper in half lengthwise, so you have one long, skinny strip.
- Cut or tear along the fold.
- Hold the paper vertically. Fold one corner down to form a triangle.
- Fold that triangle over to make another triangle. Repeat until you run out of paper.
- Tuck the leftover paper into the “pocket” formed by one edge of the “ball.”

HOW TO PLAY:

Any rectangular tabletop can be your playing field. Advance the ball down the field by flicking it with a finger or thumb. When you can slide the ball to the edge of the table so that any part of the ball is hanging off, you've scored a touchdown!

To kick an extra point, have your opponent set up a “goalpost.” To do this, have him place both fists on the tabletop. Stick out both forefingers until they touch. Point both thumbs in the air. Instant goalpost! With one finger, stand the ball up on the table. With the other hand, flick the ball in the air, through your opponent's thumbs. It's up—and it's good!


THE HEBREW SUPERHERO

Love graphic novels? Superheroes? Make one up based on the Maccabees—“the Hammer.”

SOMETHING TO THINK ABOUT

Have you ever gone up against the odds—and won? Maybe it was during a camp talent show or against a ball team with a better record. Hanging tough even when things get scary or overwhelming can help you succeed—no matter what the odds.

Now Playing: **YOUR SLIDESHOW!**



Want to dazzle your parents, grandparents or friends? Create a photo slideshow using PowerPoint or other software you may have. You can be really creative here. Use your camera to photograph everyone—take shots of your dad cooking, mom at the computer, or your siblings doing ridiculous things. Who doesn't love pets in clothes? Make your favorite images into a cool slideshow with a mix of those pictures. Add in photos from camp last summer, your sister's bat mitzvah, family vacations, artwork—you can even throw in goofy baby pictures—anything goes! When the family gets together for Hanukkah dinner, entertain everyone with the world premiere of your very own show! Popcorn anyone?



Now that you've gone through this Hanukkah book, what excites you most about summer camp?

- Campfires and s'mores
- Ga-ga and basketball
- Water skiing
- New best friends
- All of the above

Go to OneHappyCamper.org/Winter for a chance to win one of eight great Hanukkah prizes!

Have a Happy Hanukkah, and we can't wait to see you at camp.

Start your child's "summer of a lifetime" at Jewish overnight camp. From zip lines to waterskiing to singing under stars, at camp your child can discover who they are while having a total blast.

Find your perfect Jewish camp today and you might be eligible for \$1000 off when you enroll. Visit OneHappyCamper.org/Winter.

FOUNDATION FOR JEWISH CAMP
**one happy
camper**