



# MEMORANDUM

---

**TO:** ONE HAPPY CAMPER® PARTNERS

---

**FROM:** FOUNDATION FOR JEWISH CAMP

---

**DATE:** JUNE 15, 2026

---

**REGARDING:** ONE HAPPY CAMPER RETENTION®  
STUDY FINDINGS

---

Foundation for Jewish Camp recently completed a North American study of One Happy Camper® grant recipients from 2021–2025 to better understand the program’s long-term impact on camp retention and Jewish engagement.

For more than two decades, FJC in partnership with Federations, camps, and PJ Library have introduced nearly 150,000 campers and families to Jewish overnight camp through One Happy Camper. This study demonstrates that those investments are generating lasting impact: strong retention rates, deeper Jewish engagement, and meaningful connections to Jewish identity, community, and belonging.

The findings affirm that One Happy Camper remains a highly effective investment in Jewish life. At the same time, the research highlights the important role affordability plays in ensuring that more families can access—and continue to benefit from—the transformative impact of Jewish overnight camp.

## **Headline Finding: OHC Drives Strong Camp Retention**

FJC’s 2026 North American retention study of more than 3,300 One Happy Camper (OHC) grant recipients confirms that OHC is a highly effective entry point into sustained Jewish overnight camp participation. Overall, **86% of campers returned to Jewish overnight camp** the summer after receiving an OHC grant, either as campers or staff. Retention remains strong over time: 79% returned two years later, 72% three years later, and 62% four years later.

## **Jewish Impact: Camp Strengthens Identity, Community, and Belonging**

Jewish connection outcomes are equally compelling, with 91% percent of families reporting that **camp positively impacted their child’s Jewish identity**, and more than 70% reporting that camp strengthened their family’s Jewish identity and connection to the Jewish community. Families also reported stronger Jewish friendships, greater belonging, and deeper connection to Israel.

### **Why Retention Matters: Multiple Summers Deepen the Impact**

The study shows that the **benefits of camp grow substantially with continued participation**. The share of parents who strongly agreed that camp positively impacted their child's Jewish identity more than doubled after multiple summers of attendance. Each retained camper represents another opportunity to deepen Jewish identity, belonging, friendship, and communal connection (See slide 29: Impacts of Camp).

### **Affordability Challenge: Cost Remains a Barrier for Many Families**

Affordability remains a significant challenge. **Retention rates are consistently lower for households under \$200,000 in income**, and the gap widens over time. Among families who cited affordability as a barrier, many indicated they would need an additional \$2,000-\$3,000 or more a summer for their child to continue attending camp.

### **Family Tradeoffs: Camp Is Valued, but Often Requires Sacrifice**

Families continue to prioritize Jewish overnight camp despite meaningful financial pressure. More than 85% reported making sacrifices to afford camp, including tradeoffs related to college and retirement savings, home expenses, debt repayment, vacations, and **other Jewish activities**. Many families expressed deep gratitude for the OHC grant, while also noting the challenge of sustaining camp participation after the initial grant year.

### **Implication for Federation and Other Communal Partners**

For Federation partners, the message is clear: **OHC is working**. It brings new families into Jewish camp and helps create sustained Jewish engagement. **Continued local investment in access, affordability, and retention support will help ensure that more children and families can experience the lasting benefits of Jewish camp and remain connected to Jewish life for years to come.**

# ONE HAPPY CAMPER® RETENTION STUDY

.....  
**North American Findings**

Study includes OHC grant recipient families 2021 - 2026

Developed in partnership by Foundation for Jewish Camp and  
Summation Research Group, Inc.



# Survey Overview

- Survey fielded March 11-April 9, 2026, included OHC grant recipient cohorts from 2021, 2022, 2023, 2024, and 2025
- Retention defined as returning as a camper to *same* overnight Jewish camp/as a camper at a *different* overnight Jewish camp/as a staff member at an overnight Jewish camp:

-2021 recipients indicated whether they returned in 2022, 2023, 2024, 2025, and likelihood to return in 2026

-2022 recipients indicated whether they returned in 2023, 2024, 2025, and likelihood to return in 2026

-2023 recipients indicated whether they returned in 2024, 2025, and likelihood to return in 2026

-2024 recipients indicated whether they returned in 2025, and likelihood to return in 2026

-2025 recipients indicated likelihood to return in 2026

- Survey question areas:

Return history; reasons for not returning in *any* subsequent year; if financial, assistance that would have been needed to return; session length of last summer attended; funding received, if any, for 1<sup>st</sup> summer returned after OHC grant and if so, how much and from where; total paid for most recent year of camp attendance; intent to return in 2026 and if yes, registration status; impacts on family and camper after attending overnight Jewish camp

- Survey demographics:

Religious background; # of dependent children by age group; HH income and personal financial situation; degree of financial sacrifice to pay for camp and areas of financial sacrifice

- At conclusion of survey, the option to offer additional thoughts/comments

# Survey Overview

Sample sizes, response rates, and error ranges:

Recipient Cohort	# of Invites	# of Completes	Response %	Error Range*
2021	2,190	218	10%	+/- 5.3 percentage points
2022	5,366	674	12.6%	+/- 3 percentage points
2023	4,863	680	14%	+/- 2.9 percentage points
2024	5,124	829	16.2%	+/- 2.6 percentage points
2025	5,314	941	17.7%	+/- 2.4 percentage points
<b>TOTAL</b>	<b>22,857</b>	<b>3,342</b>	<b>14.6%</b>	<b>+/- 1.3 percentage points</b>

*\* 90% level of confidence*

# Key Findings

- 1. The vast majority (86%) of campers returned to overnight Jewish camp the year after receiving a OHC grant.** This retention percentage was nearly identical to the findings from FJC's previous research conducted in 2017. ("Returning" was defined as enrollment as a camper at the same or different overnight Jewish camp or, as a staff member at an overnight Jewish camp.)
- 2. Most returning campers did not receive any additional funding during their first year of return.** Just 40% cited outside support (typically from 1-2 sources), usually their camp (63%) and their temple/synagogue (38%). Average support was between \$1,500-\$2,000.
- 3. Retention remained high in subsequent years.** 79% returned two years after OHC, 72% after three years, and 62% after four years.
- 4. There was a clear relationship between household income and retention.** Return rates for the first through fourth years were 14-30 percentage points higher for high-income households (\$400K +) versus lower-income households (less than \$100K).
- 5. Affordability was an issue for about a quarter of those who stopped going to camp in any subsequent year.** 27% selected "financial barriers" followed by satisfaction issues at 25%.

# Key Findings

7. **Affordability as the exclusive reason for not returning was low.** Financial barriers-only was selected by just 12% but varied predictably by income. The majority (73%) were HHs with incomes under \$200K, versus 0% where incomes exceeded \$400K.
8. **For those families with budgetary issues, the financial barrier to returning was significant.** Almost all of these families citing affordability as the exclusive barrier specified a need of at least \$1,000 for their child to return to camp. But for many, it was much higher-- 27% needed at least \$2,000-\$3,000 and 35% needed over \$3,000.
9. **Judaism and the Jewish community benefit from camp attendance.** After *at least one* year of camp, 91% agreed (61% “strong agreement/30% agreement”) that camp positively impacted their *child’s* Jewish identity. Over 70% strongly agreed or agreed that camp had also strengthened their *family’s* Jewish identity as well as their connection to the Jewish community.
10. **Multiple years of camp have *substantially* greater benefits.** For example, the positive impact on their child’s Jewish identity (“strong agreement”) more than *doubles*, from 30% to 67%, after two years of camp and rises to 70% after three. “Strong agreement/agreement” increases from 70% after one year to 94% after two, and 95% after three.

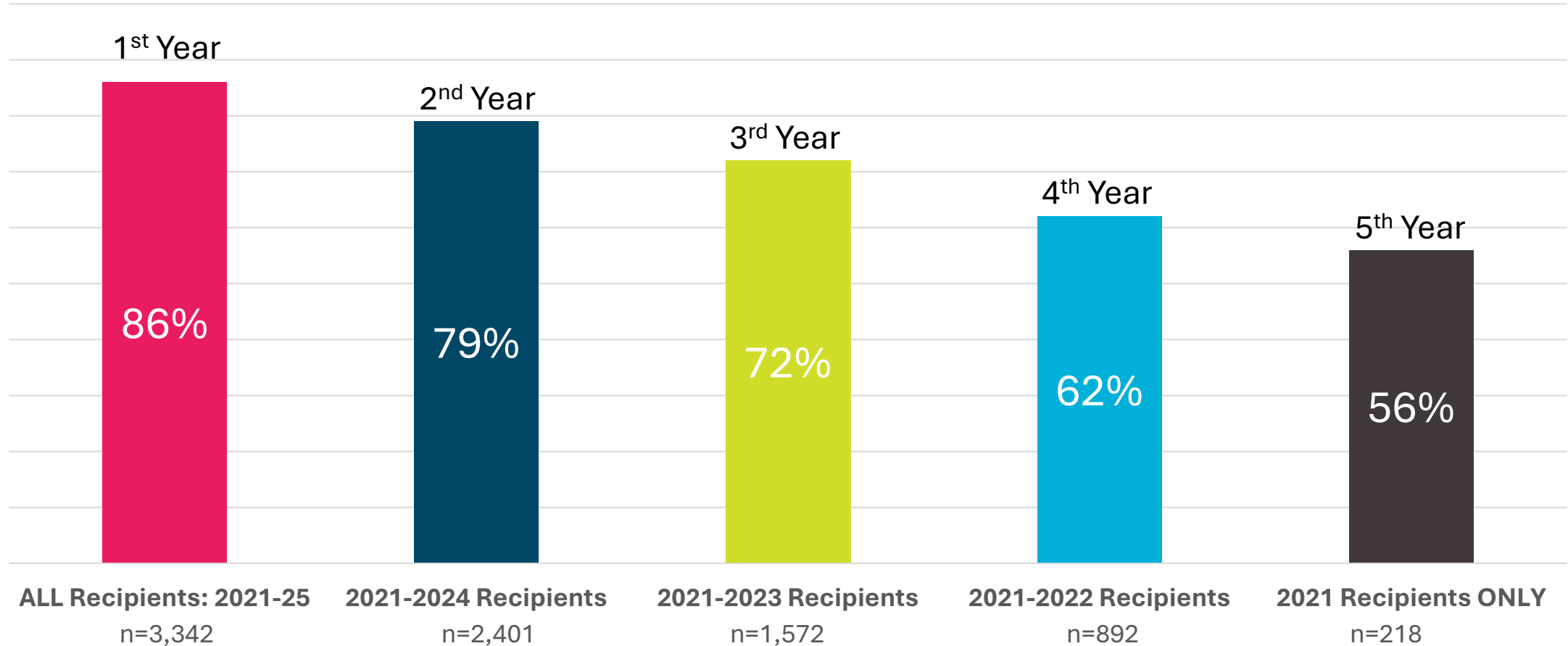
## **Detailed Findings:**

### **Overall retention, outside funding, not returning**

- Retention 1<sup>st</sup> through 4<sup>th</sup> year following OHC grant combining all cohorts
- Retention by each recipient cohort in years 1, 2, 3, 4, and 5 after the OHC grant
- Retention each year from previous year
- Outside funding for returners—percentage, sources, and \$ amounts
- Non-returners: reasons for not returning; if financial, \$ amount of support needed

# Overall Retention: First, Second, Third, Fourth, and Fifth Years After OHC Grant

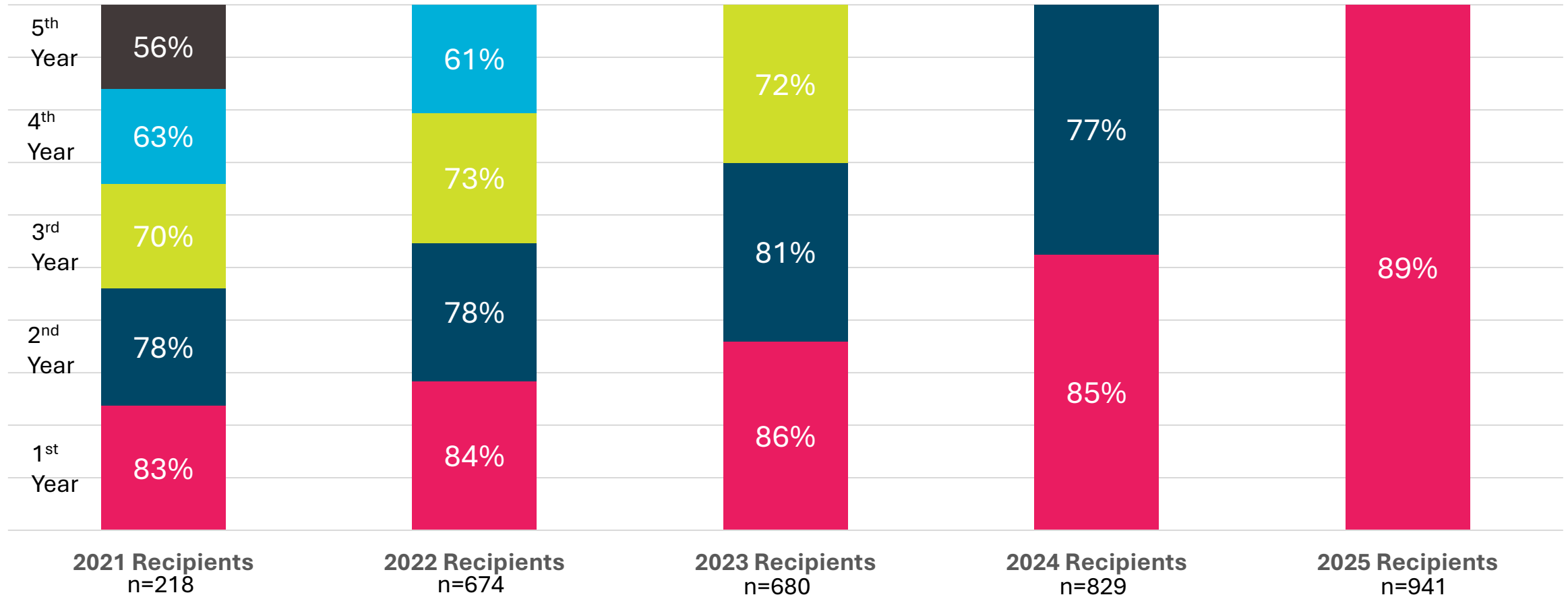
Returned/Returning to Same or Different Jewish Camp or as Staff



# Tracking Retention By Recipient Cohort:

Returning 1<sup>st</sup>-5<sup>th</sup> year after receiving OHC grant

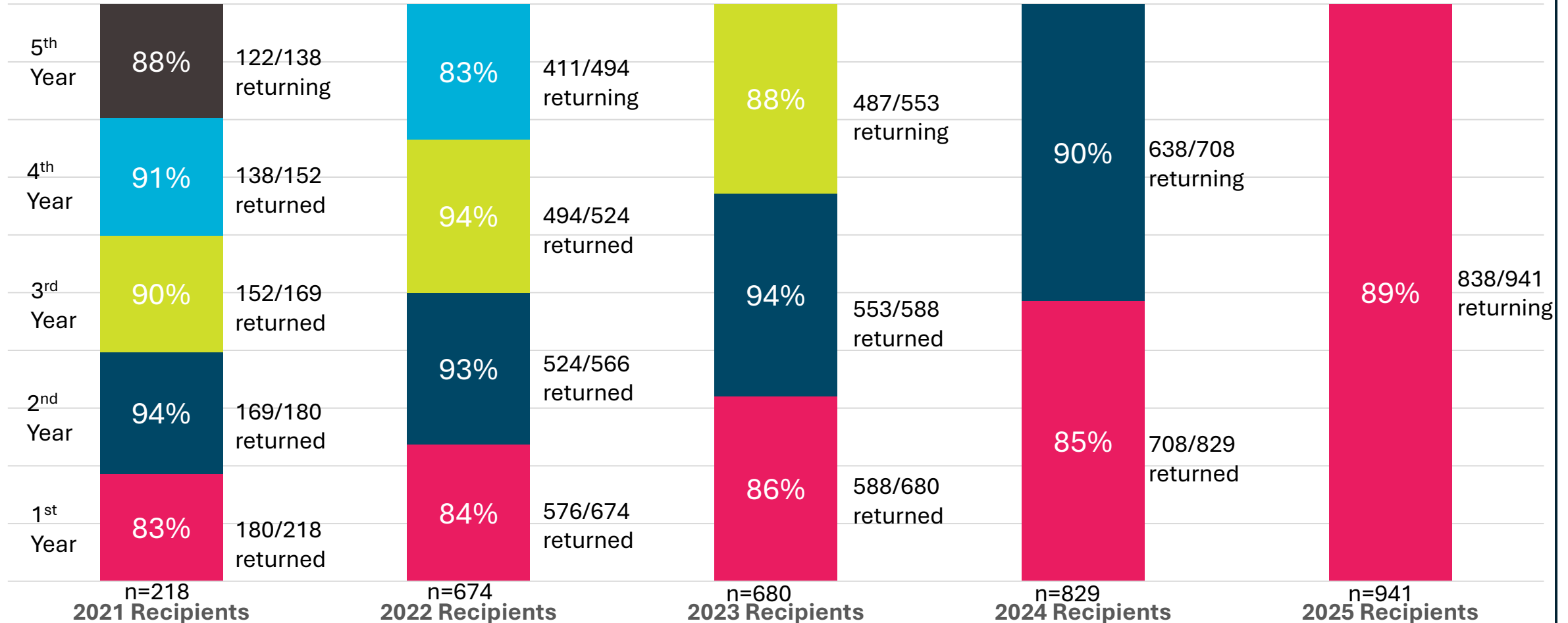
Individual OHC Recipient Years: Returned/Will Return\* to Camp



\* 98% of those planning to return in summer 2026 have already registered for camp.

# Tracking Retention By Individual Year

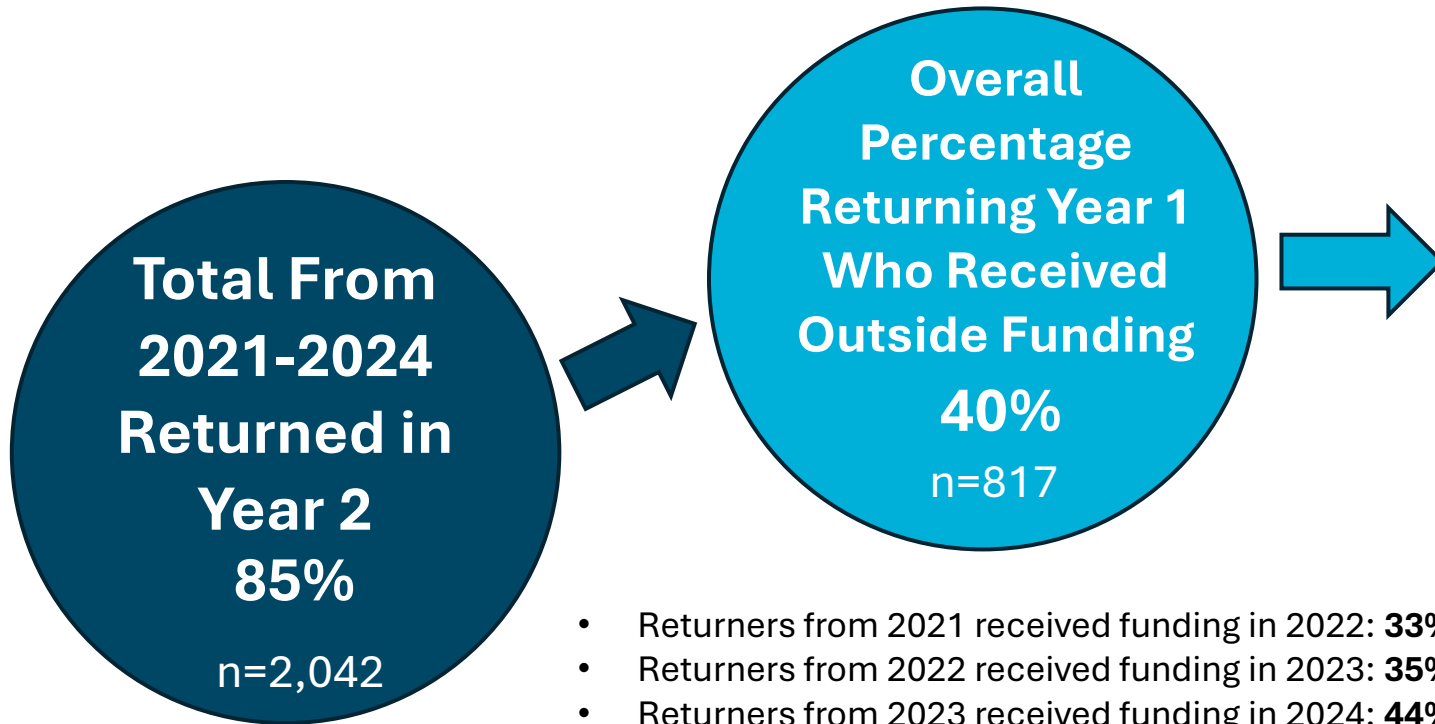
Percentage of families returning from each *previous* year



\* 98% of those planning to return in summer 2026 have already registered for camp.

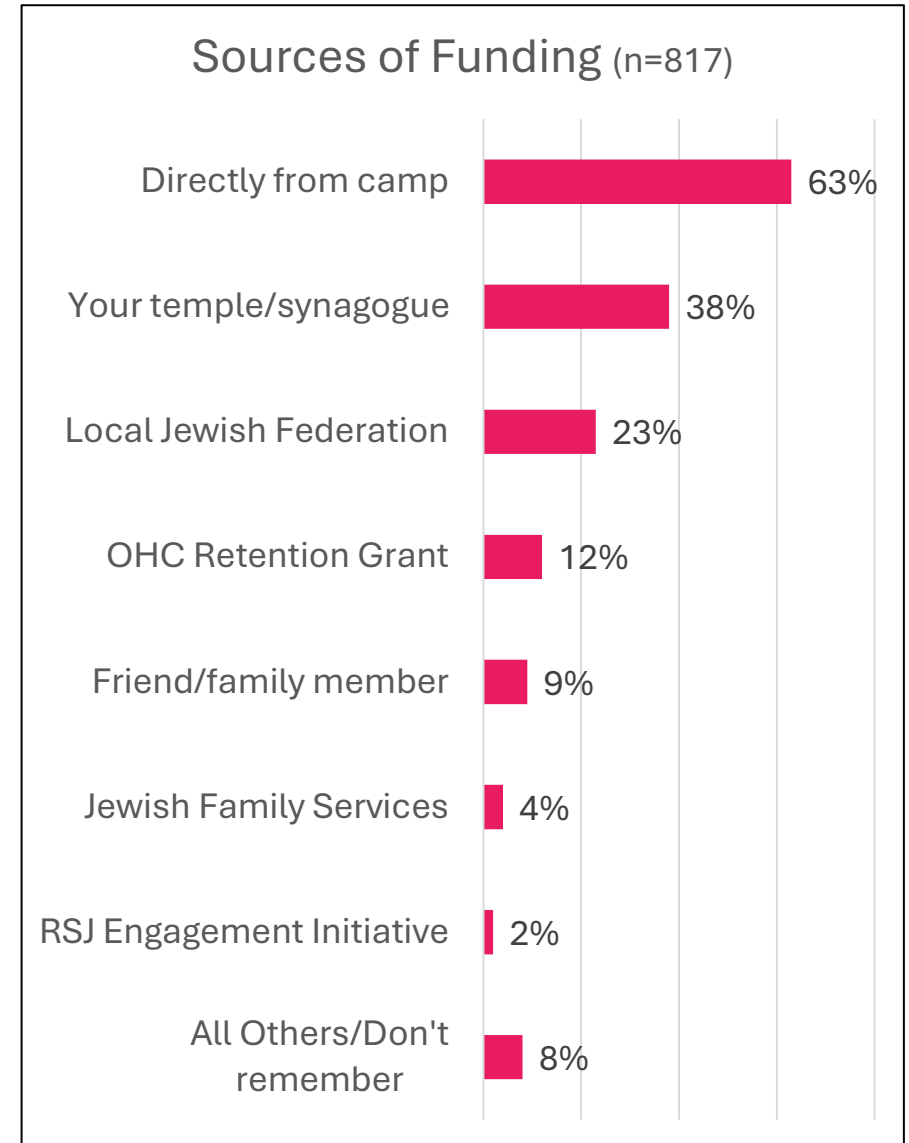
# Outside Funding in Year Two

Percentage of families and sources of funding



- Returners from 2021 received funding in 2022: **33%**
- Returners from 2022 received funding in 2023: **35%**
- Returners from 2023 received funding in 2024: **44%**
- Returners from 2024 received funding in 2025: **43%**

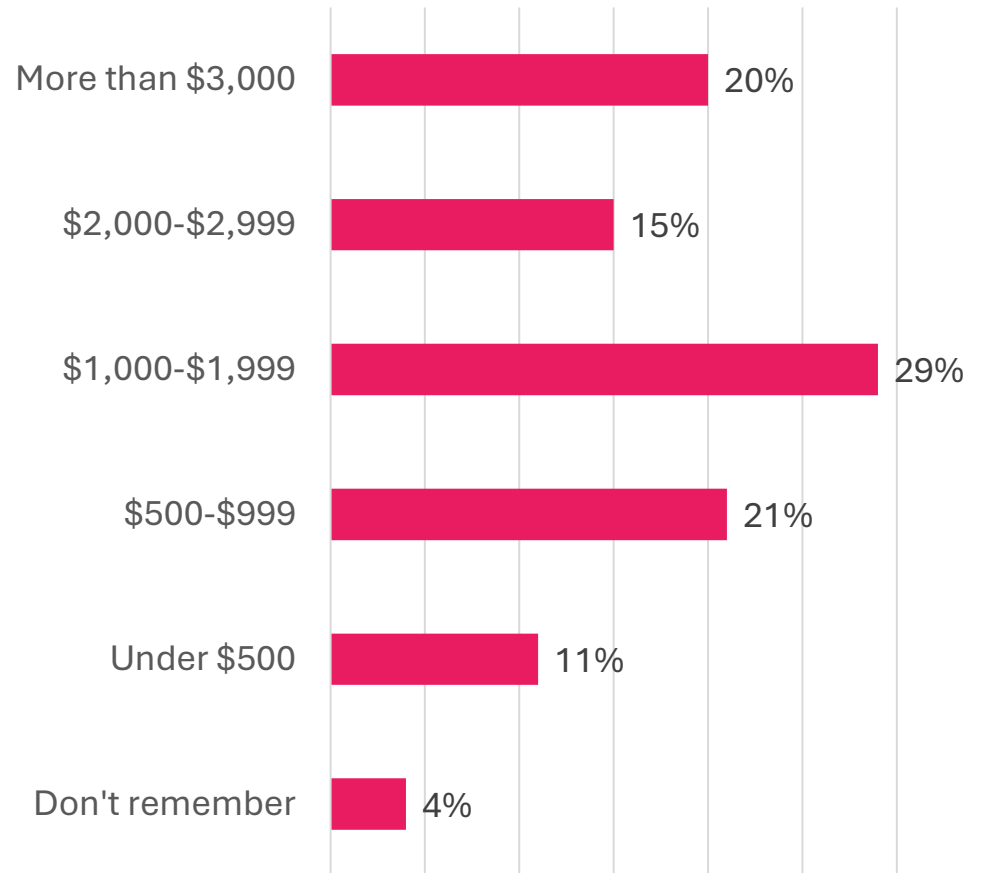
\* Only 2021-2024 cohorts were asked about receiving funding for first returning summer



# Outside Funding in Year Two

## \$ Amount

Amount of Outside Funding (n=803)



Estimated Average \$ Support Per Family....

Range	Midpoint	# Respondents Specifying Range	Total Dollars
\$3,000+	\$3,750	162	\$607,500
\$2,000-\$2,999	\$2,500	118	\$295,000
\$1,000-\$1,999	\$1,500	229	\$343,500
\$500-\$999	\$750	169	\$126,750
Under \$500	\$250	85	\$21,250
Total		763	\$1,394,000
Avg. \$ support			<b>\$1,827</b>

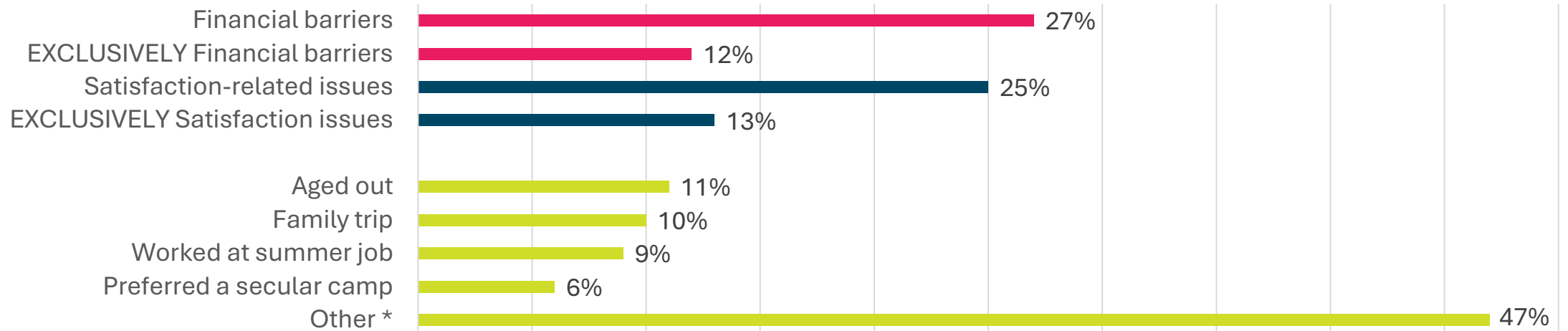
This lines up reasonably well with average family spending on camp:

Total cost when received outside funding: **\$4,122**  
 Total cost when received no outside funding: **\$6,216**

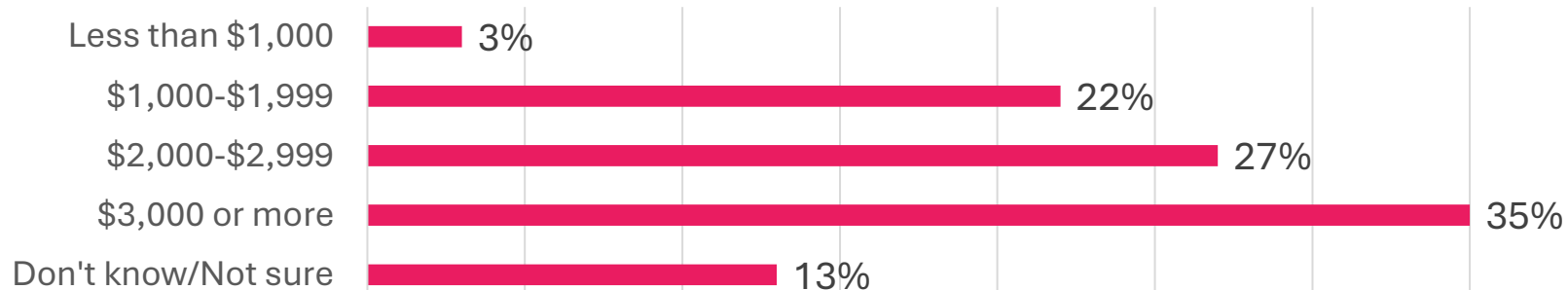
# Explaining Non-Retention

Child did not return for at least one summer following the OHC grant

Reasons for Child Stopping Camp (n=633)



Tuition Assistance Needed to Have Returned to Camp (n=171)



\* Detailed summary of verbatim comments on next slides.

## “Other” Reasons Why Child Stopped Attending Camp (summary generated using Chat GPT) n=293

### 1. Lack of Interest / Child Choice (Most Frequent)

Clear statements of “didn’t want to go/return”  
Not interested in overnight camp  
Preference to stay home

→ This is the single strongest driver across responses

### 2. Family Circumstances & Logistics

Moves, divorce, custody issues  
Family travel (especially Israel trips)  
Scheduling tied to family events (B’nai mitzvah, simchas)

→ Very common, but often situational rather than permanent disengagement

### 3. Homesickness / Emotional Readiness

Separation anxiety  
Not ready to be away from home  
Discomfort with overnight environment

→ A major barrier, especially for younger or first-time campers

### 4. Preference for Alternatives (Day Camp / Other Programs)

Switching to Jewish or local day camps  
Choosing different camp formats or experiences

→ Indicates retention within Jewish ecosystem, but not overnight

### 5. Competing Activities / Priorities

Sports (gymnastics, baseball, soccer, etc.)  
Academic programs, jobs, internships

→ Particularly strong for older kids/teens

### 6. Scheduling & Structural Issues

Session length too long  
Conflicts with other commitments  
Lack of flexible options (e.g., 2-week sessions)

### 7. Cost / Value Concerns

Camp is too expensive  
Not worth perceived value

→ Often paired with other reasons (rarely standalone)

### 8. Negative Camp Experience

Bullying, exclusion, toxic environment  
Poor staff response or supervision  
“Bad fit” overall

→ Less frequent, but high impact when it occurs

## **“Other” Reasons Why Child Stopped Attending Camp**

### **9. Health & Special Needs**

Medical conditions or injuries  
Camps unable to support neurodivergent children

### **10. Social Factors**

Friends not attending  
Difficulty making friends

### **11. External Factors**

COVID disruptions  
Safety concerns (e.g., war in Israel)

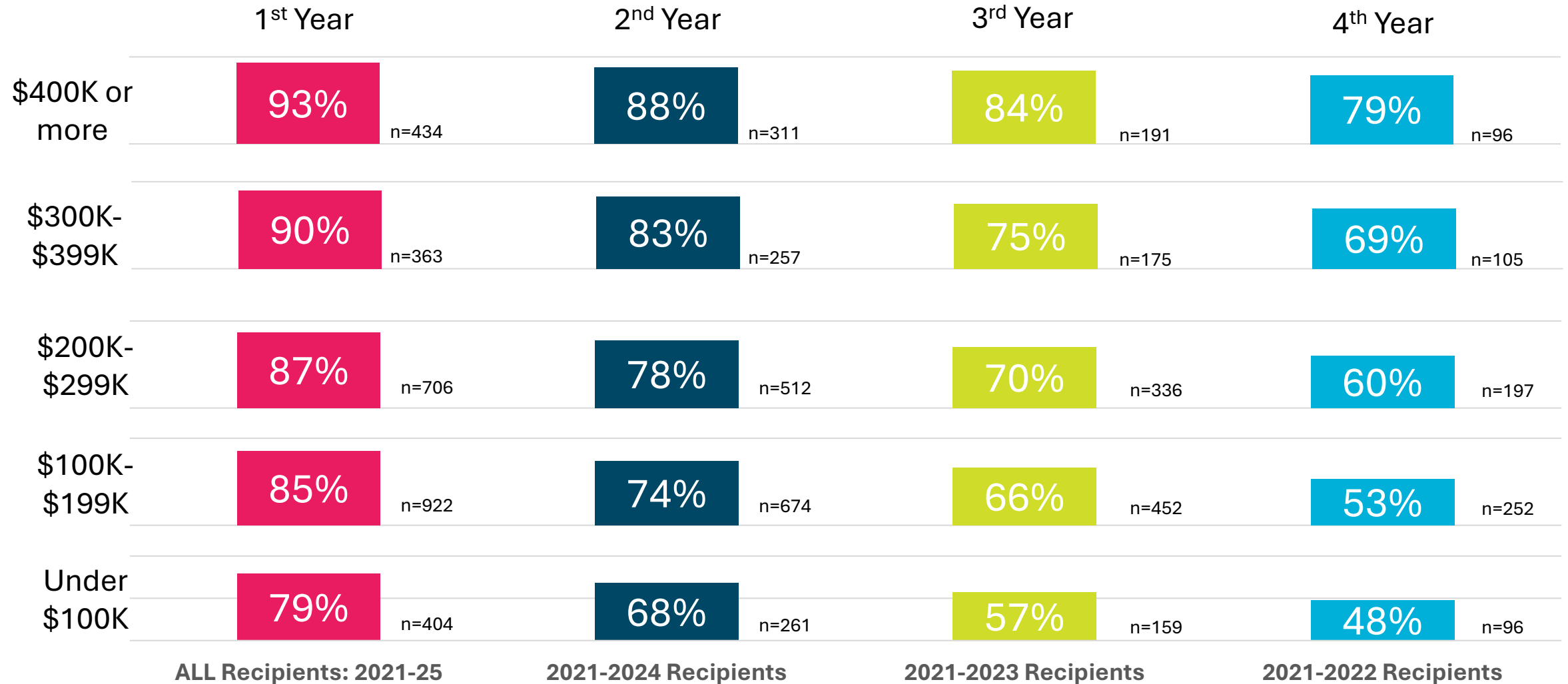
### **12. Aging Out / Life Stage Changes (Least Frequent)**

Graduating, college, aging out

## Detailed Findings: HH income's relationship to retention

- A completely linear relationship...retention declines with lower HH incomes.
- Financial sacrifices for the sake of camp attendance
- Behaviors change most noticeably *below* \$200,000.

# Overall Retention By Income: First, Second, Third, and Fourth Year After OHC Grant



# Below \$200K HH Income:

47% of 2021-2025 retention survey respondents fall in this range \*and seems to represent a “tipping point” where important differences emerge:

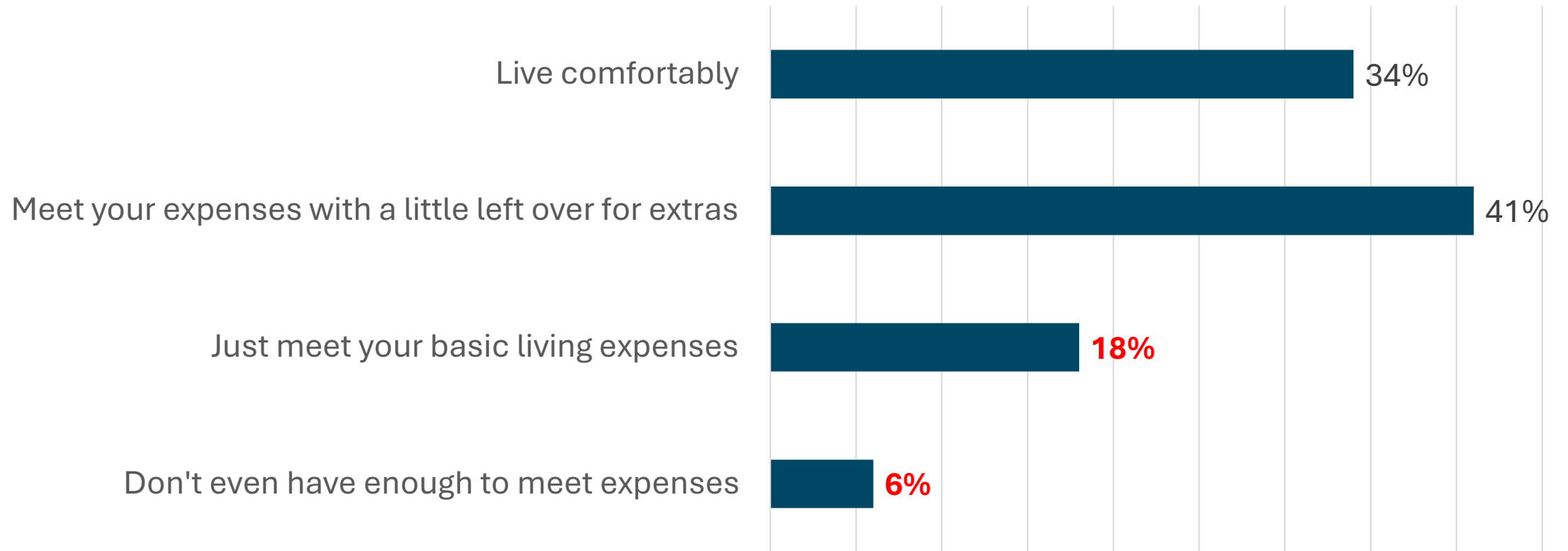
- First-year retention of 83% is strong but, 6 percentage points lower than those with higher incomes. That gap grows in the years that follow...9 points lower in year 2, 11 points lower in year 3, and 15 points lower in year 4, finishing at 52% retention versus 67% for higher incomes.
- Most--60%--of those returning the first year after receiving the OHC grant receive outside funding to help mitigate the cost of camp, versus just 28% of those *above* \$200K.
- By more than a 2-to-1 margin, under-\$200K families cite financial barriers as the *exclusive* reason for not returning--19% versus 8% of those \$200K+.
- Many are just getting by. Almost half--46%--describe their personal financial situation as just meeting or, not having enough to meet basic living expenses versus only 9% of those \$200K+ .
- Make more Jewish-related financial sacrifices to pay for camp--net of 28% on Jewish institutional memberships and other activities like youth groups, buying Kosher food, Israel trips versus 17% of those \$200K+.
- On average, tend to have somewhat larger families (2.66 kids age 22 or younger vs. 2.39 versus those \$200K+).

\* Relatively close to the 56% of 2026 OHC applicant survey respondents with incomes below \$200K.

# Perceived Financial Situation

About a quarter are just getting by.

*How would you describe your own personal financial situation?*



# Demographics

## HH Income and description of personal financial situation

Under \$100,000	14%
\$100,000-\$199,999	33%
\$200,000-\$299,999	25%
\$300,000-\$399,999	13%
\$400,000-\$499,999	6%
\$500,000 or above	9%
Prefer not to answer (n=513)	<i>excluded from percentages</i>
Live comfortably	34%
Meet your expenses with a little left over for extras	41%
Just meet your basic living expenses	18%
Don't even have enough to meet expenses	6%
Don't know	1%

# Perceived Financial Situation

...and tend to make more sacrifices and have more kids.

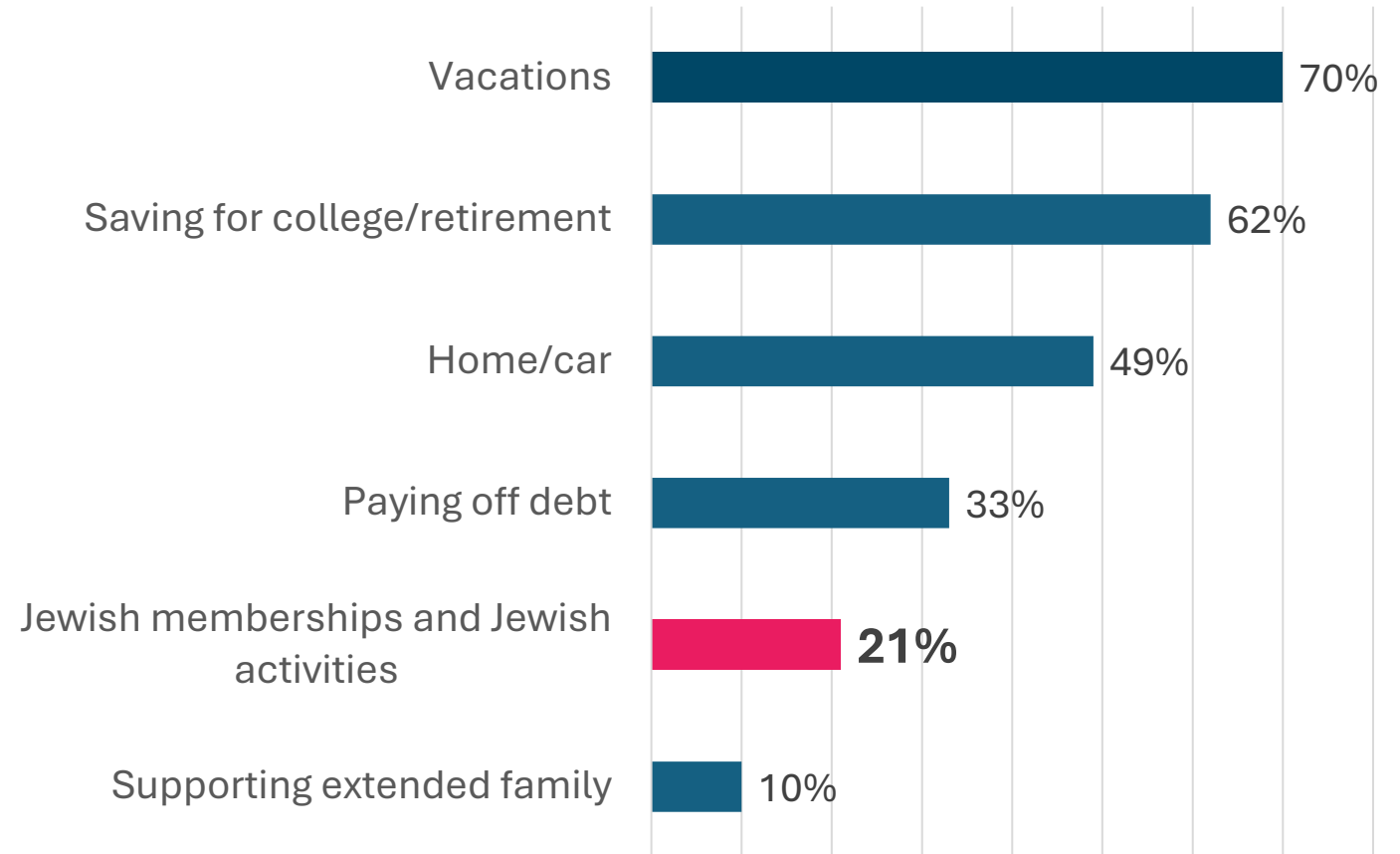
<i>Paying for Jewish overnight camp requires financial sacrifices in other aspects of your life</i>	Live comfortably	Meet your expenses with a little left over for extras	Just meet your basic living expenses	Don't even have enough to meet expenses
Very much	5%	33%	<b>67%</b>	<b>81%</b>
Somewhat	25%	45%	28%	13%
A little	43%	21%	5%	4%
Not at all	27%	2%	0%	2%
Computed Average # kids	2.26	2.39	<b>2.96</b>	<b>3.33</b>

\* Excludes "prefer not to answer" from percentages

# Financial Sacrifice

Paying for camp requires household budget trade-offs for most families

To what extent does paying for Jewish overnight camp require financial sacrifices in other aspects of your life?	
Very much	32%
Somewhat	32%
A little	24%
Not at all	10%
Prefer not to answer	3%



# Financial Sacrifice

Detail: household budget trade-offs

In which areas of your life...( if "very much", "somewhat", "a little.")	
<b>NET: Saving for college/retirement</b>	<b>62%</b>
Saving for children's college fund	39%
Saving for retirement	50%
<b>NET: Home/car</b>	<b>49%</b>
Home (size, location, maintenance)	39%
Cars	32%
<b>NET: Jewish-Related</b>	<b>21%</b>
Membership(s) at Jewish institutions	14%
Other Jewish activities (e.g., youth groups, kosher food, travel to Israel)	13%
Vacations	70%
Paying off debt	33%
Financially supporting extended family	10%
Not applicable/None of the above	4%
Prefer not to answer/something else	12%
Count: avg. # of above selected	3.2

# Financial Sacrifice By Income Segments

To what extent does paying for Jewish overnight camp require financial sacrifices in other aspects of your life?

	Total	<\$200K	>\$200K
Very much	32%	50%	21%
Somewhat	32%	32%	32%
A little	24%	13%	30%
Not at all	10%	2%	15%
Prefer not to answer	3%	2%	1%

In which areas of your life...*	Total	<\$200K	>\$200K
Vacations	70%	72%	71%
Saving for retirement	50%	56%	47%
Saving for children's college fund	39%	43%	39%
Home (size, location, maintenance)	39%	45%	36%
Paying off debt	33%	42%	28%
Cars (buying new, repairing current)	32%	37%	29%
Membership(s) at Jewish institutions	14%	19%	11%
Other Jewish activities (e.g., youth groups, kosher food, travel to Israel)	13%	18%	10%
<b>NET: Jewish institutions or activities</b>	<b>21%</b>	<b>28%</b>	<b>17%</b>
Financially supporting extended family	10%	12%	8%
Not applicable/None of the above	4%	3%	5%
Prefer not to answer	6%	4%	4%
Something else	6%	7%	5%
Count: avg. # of above selected	3.2	3.58	2.92

\* If "very much", "somewhat", "a little."

# Perceived Financial Situation By Income Segments

Most families that say they are *just* meeting or *not* meeting expenses have HH incomes under \$200K, are more likely to receive outside funding if they return to camp....

<i>HH Income</i> *	Under \$200K	Over \$200K
Live comfortably	10%	48%
Meet your expenses with a little left over for extras	43%	42%
Just meet your basic living expenses	<b>32%</b>	8%
Don't even have enough to meet expenses	<b>14%</b>	1%
Received funding, grants, scholarships, or financial support towards enrollment when returned next summer	61%	31%

\* Excludes "prefer not to answer" from percentages

# Perceived Financial Situation

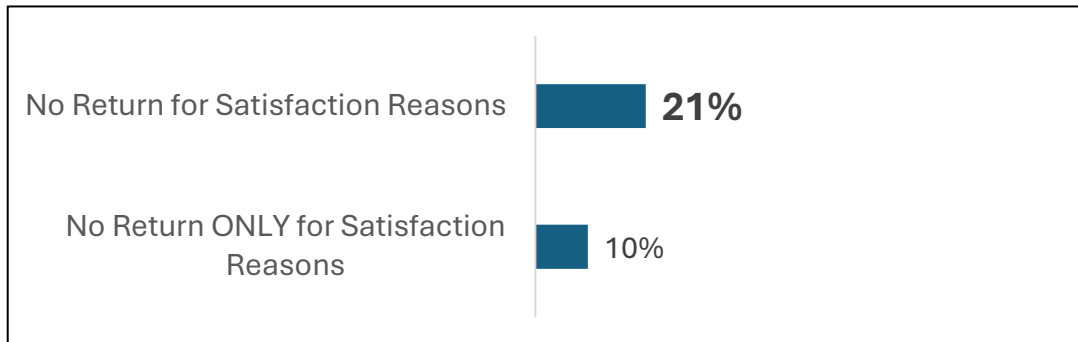
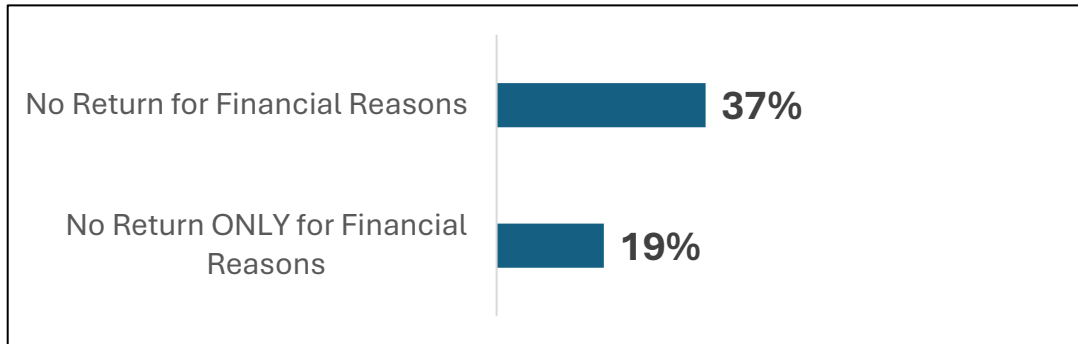
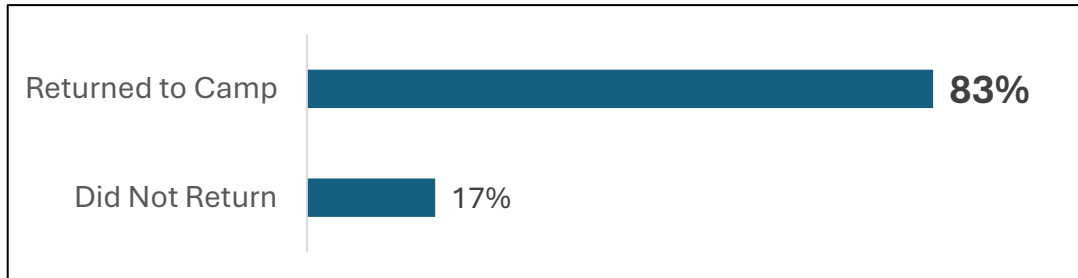
Most families saying they are *just* meeting or *not* meeting expenses have HH incomes under \$200K, are more likely to receive outside funding if they return to camp....

<i>HH Income</i> *	Live comfortably n=1,137	Meet your expenses with a little left over for extras n=1,358	Just meet your basic living expenses n=592	Don't even have enough to meet expenses n=210
Under \$100K	2%	9%	<b>31%</b>	<b>52%</b>
\$100-\$200K	14%	39%	<b>47%</b>	<b>38%</b>
\$200-\$300K	25%	31%	17%	8%
Over \$300K	59%	21%	5%	2%
Received funding, grants, scholarships, or financial support towards enrollment when returned next summer	21%	46%	61%	64%

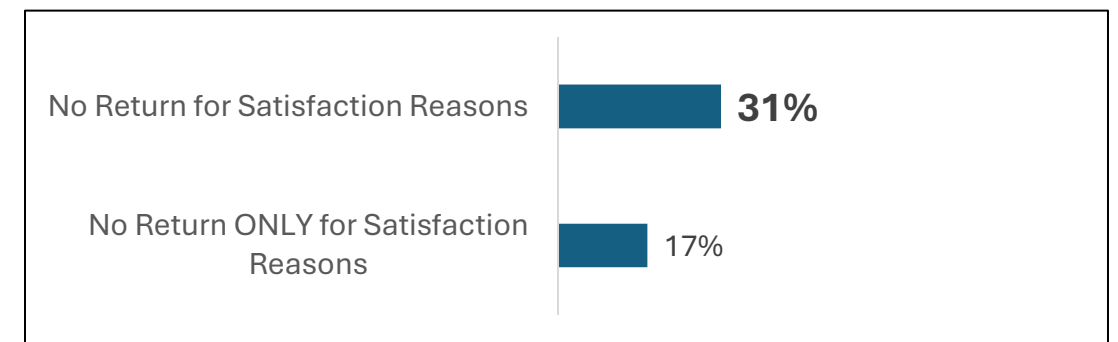
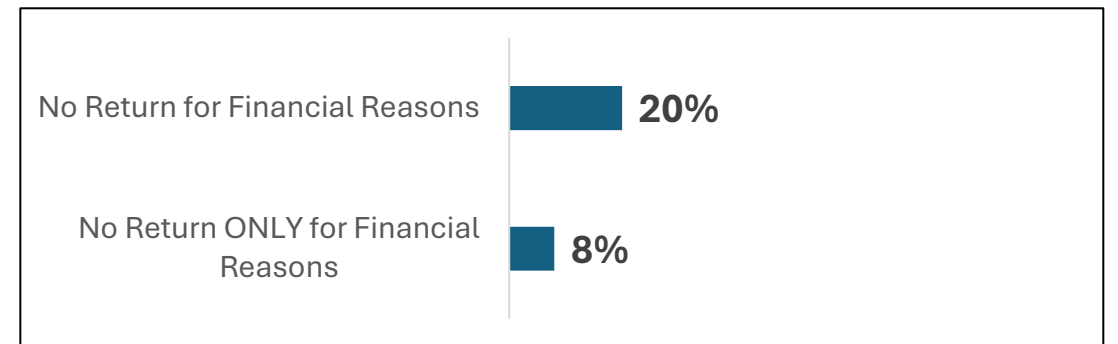
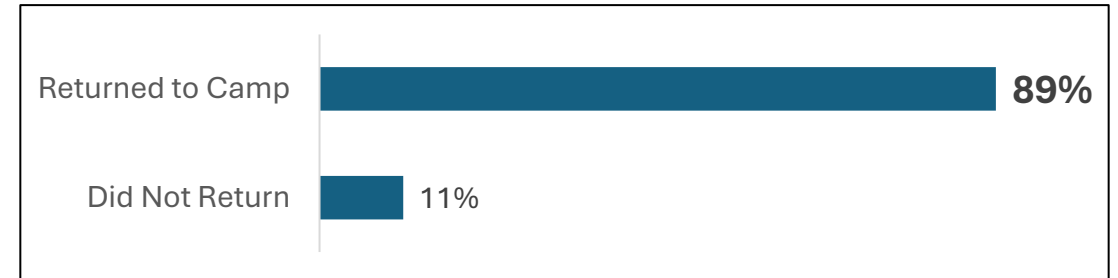
\* Excludes "prefer not to answer" from percentages

# Comparing Under \$200K to Over \$200K HH Income

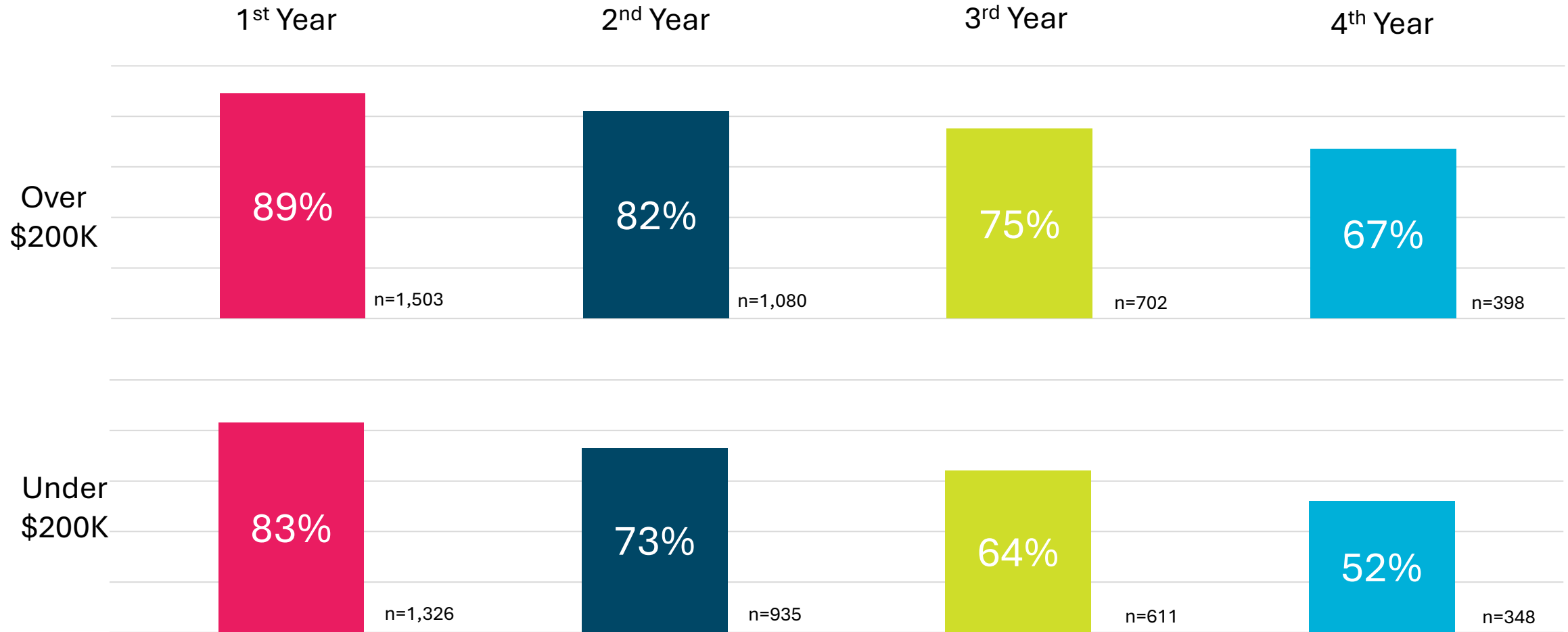
## Year 1 Retention: Under \$200K



## Year 1 Retention: Over \$200K



# Overall Retention By Income: First, Second, Third, and Fourth Year After OHC Grant



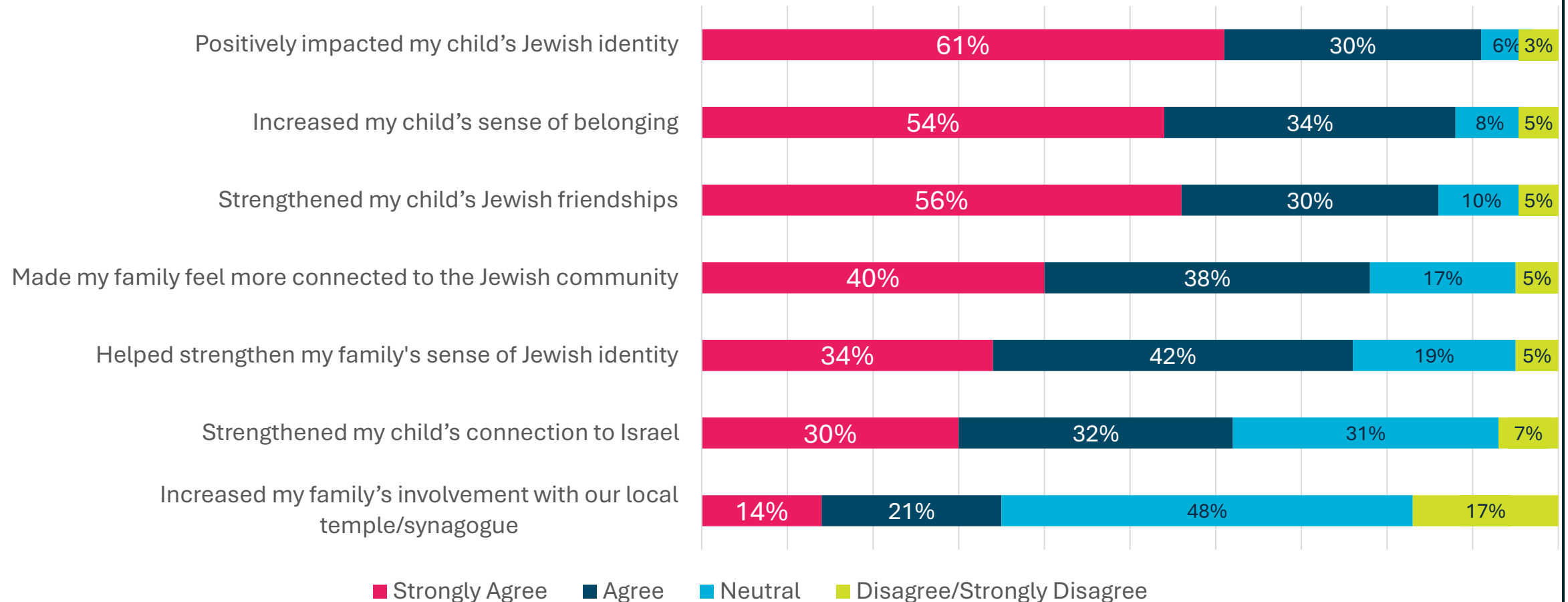
# Detailed Findings:

## Camp as a powerful influence on Jewish identity

- Impacts of overnight Jewish Camp overall
- Impacts based on single versus multiple years of attending camp

# Impacts of Camp: Overall

“Please describe how sending your child to Jewish Overnight camp has affected your family’s involvement in Jewish communal life.”

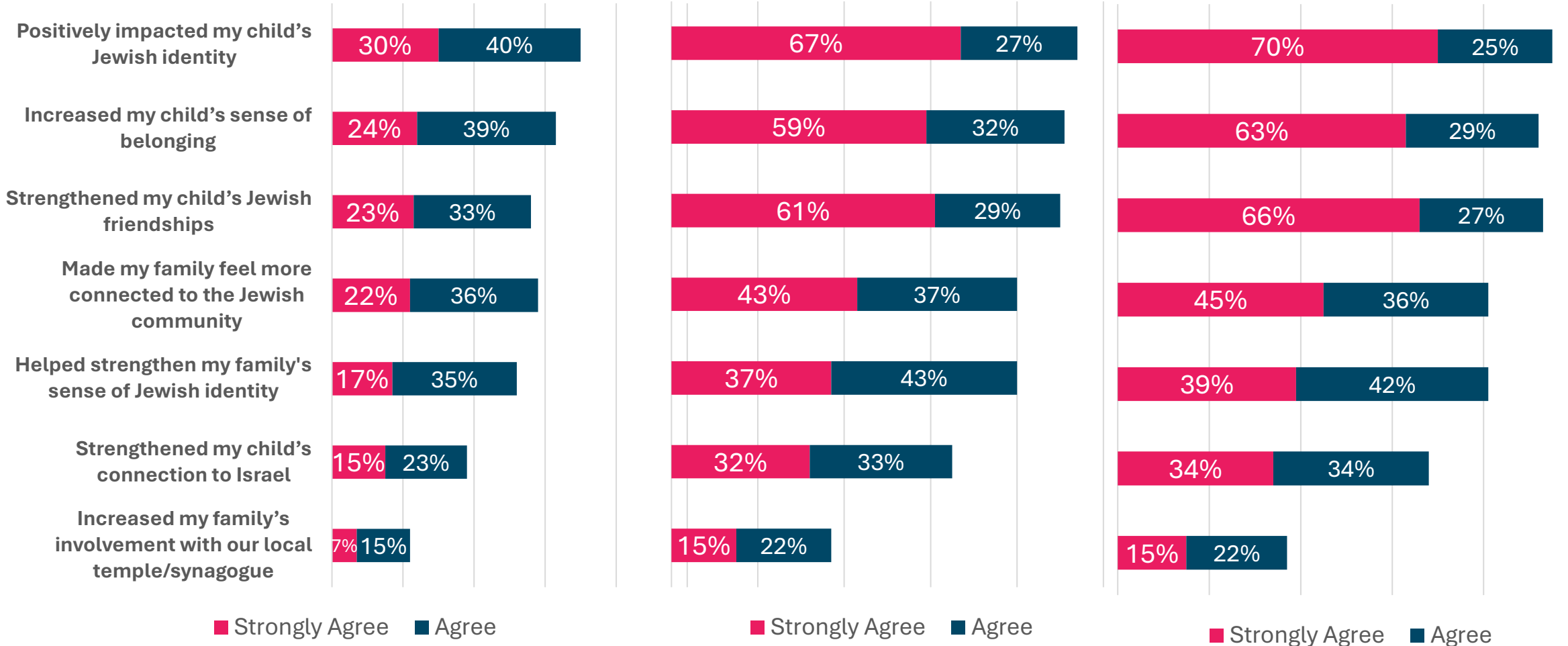


# Impacts of Camp Based on Retention: multiple years make a huge difference

2021-24 Cohorts: Did NOT return year following OHC/2025 Cohort: Not returning

2021-24 Cohorts: Returned at least one year after OHC

2021-23 Cohorts: Returned at least TWO years after OHC



# Demographics

## Religious background, # of dependent children\*

Religious Background	
All parents/guardians identify as being Jewish	76%
At least one parent/guardian identifies as being Jewish, one does not	20%
Neither parent identifies as being Jewish	<1%
Single parent HH who identifies as being Jewish	4%
Single parent HH who does not identify as being Jewish	<1%
Other	<1%

	Age 7 and under	Age 8-17	Age 18-22
0	77%	1%	82%
1	16%	29%	12%
2	5%	51%	5%
3	2%	14%	1%
4	<1%	4%	<1%
5	<1%	1%	<1%

*\* Defined as living in your HH, either at home or, if applicable, away from home while attending college.*

# Detailed Findings

- Retention by 16 OHC programs with sufficient sample sizes
- Regional summaries based on OHC program geographical groupings:  
New England, Boston, Northeast, Greater Washington/VA, Midwest, Chicago, South/Southeast, West, Los Angeles  
PJ Library, Small Communities
- Other demos: religious background, HH income , # of dependent children, description of personal financial situation, financial sacrifices required
- Other comments from OHC recipient families

# First Year Retention By OHC Programs

Federations with at least 40 responses

	# of Responses	Response %	Year 1 Retention %	% Points +/- Range
PJ Library	755	19%	88%	2.7
JUF CHICAGO	211	14%	91%	5.3
Combined Jewish Philanthropies of Greater Boston	201	19%	90%	5.2
Jewish Federation of Greater Los Angeles	188	10%	81%	5.7
Small Community Incentive Grant - OHC	176	20%	89%	5.5
The Jewish Federation of Greater Washington	146	17%	88%	6.2
Jewish Community Federation & Endowment Fund	122	13%	84%	7
Jewish Federation of Greater Atlanta	106	11%	90%	7.6
Jewish Federation of Greater Philadelphia	96	15%	89%	7.8
Generations Fund/Federation CJA	93	14%	85%	7.9
JEWISHcolorado	92	16%	79%	7.9
Jewish Federation of Greater MetroWest NJ	61	11%	84%	10
Jewish Federation of Northern New Jersey	54	10%	81%	10.7
Jewish Federation of Cleveland	48	16%	85%	10.9
The Jewish Federation of Greater Washington (VA)	48	14%	92%	11
Jewish Federation of Greater Pittsburgh	46	16%	85%	11.1

# Financial Sacrifices (summary generated using Chat GPT)

“Something else” (n=170)

## 1. Cutting Discretionary Spending (Most Common)

Families most frequently reported reducing everyday and “non-essential” expenses:

- Eating out, takeout, restaurants
- Clothing, shopping, and household goods
- Entertainment, travel, and vacations
- Subscriptions, outings, and social activities

👉 This is the **primary lever** used to afford camp.

## 2. Working More / Employment Tradeoffs

Many families increase income or sacrifice time:

- Working at camp for tuition discounts
- Taking second jobs or overtime
- Giving up summers off
- Both parents working additional weeks

👉 Often comes at the **cost of family time or rest**.

## 3. Financial Support from Family

A major support system:

- Grandparents paying partially or fully
- General family contributions
- Relying on relatives during earlier years

👉 Camp affordability often depends on **extended family help**.

## 4. Reducing or Eliminating Other Activities

Families shift priorities away from:

- Extracurriculars (sports, clubs, lessons)
  - Other camps or summer programs
  - Social and enrichment activities
- 👉 Camp replaces other developmental opportunities.

## 5. Tradeoffs with Jewish Education (Day School vs Camp)

Significant financial tension:

- Choosing camp instead of Jewish day school
- Pulling kids from private/Jewish school to afford camp
- Difficulty affording both simultaneously

👉 Indicates a **core values tradeoff** within Jewish life.

## 6. General Budget Tightening / Lifestyle Changes

Broad financial adjustments:

- Living more modestly
- Budgeting carefully year-round
- Buying second-hand items
- Cutting across “everything optional”

# Financial Sacrifices (summary generated using Chat GPT)

## “Something else”

### 7. Savings Depletion & Financial Strain

More serious financial impacts:

- Using savings or rainy-day funds
- Paying with credit cards / accruing debt
- Less saving for retirement or emergencies

### 8. Delayed or Forgone Expenses

Families postpone important needs:

- Home repairs and improvements
- Medical or dental care
- Appliance upgrades

### 9. Bar/Bat Mitzvah & Other Jewish Costs

Competing lifecycle expenses:

- Saving for Bar/Bat Mitzvahs
- Reducing celebration size or spending

### 10. Complex Family Financial Pressures (Less Frequent but High Impact)

Some families face compounded challenges:

- Special needs/medical expenses
- Job loss or major life disruptions (e.g., fire, divorce)
- High tuition for multiple children

### Key Takeaways

- Camp is treated as a high priority**, but requires meaningful sacrifice.
- The burden is **not absorbed in one area**—it spreads across lifestyle, savings, and long-term financial health.
- Many families rely on **a mix of strategies**, not just one.
- There is a clear **tradeoff between camp and other forms of Jewish or general enrichment**.
- For some, affordability is **only possible through external support or personal sacrifice (e.g., working at camp)**.

# Other comments from OHC families (summary generated using Chat GPT)

## Overall:

Families are overwhelmingly grateful for the One Happy Camper grant, which helps make Jewish overnight camp accessible and meaningful for their children. However, camp costs remain a major barrier, even with financial assistance and there was a clear pattern of **demand for more sustained and substantial financial support**.

## 1. Cost / Affordability Constraints (Most Frequent)

- Camp is described as **extremely expensive**, even with the grant
- Major strain for **multiple children, single-income families, and those also paying for Jewish day school**
- Many families say they **cannot continue without more support**

## 2. Gratitude for Financial Support

- Widespread **appreciation for the grant and program**
- Families consistently note it **made a meaningful difference**, especially for the first year

## 3. One-Time Grant Limitation

- Strong frustration that funding is **only available for one year**
- Families struggle to sustain participation after children get “hooked” on camp

## 4. Access to Camp / First-Time Enablement

- The grant often **directly enables attendance**
- Many say their child **would not have gone without it**

## Other comments from OHC families

### 5. Value of Camp Experience

- Camp seen as critical for:
  - **Jewish identity and community connection**
  - **Friendships and personal growth**
- Frequently described as **important, formative, and impactful**

### 6. Insufficient Grant Size

- Grants are often viewed as **too small relative to total cost**
- Described as helpful but **not enough to offset overall expense**

### 7. Equity & Eligibility Concerns

- Frustrations around:
  - **Sibling restrictions**
  - **Geographic or prior participation limitations**

### 8. Ongoing Financial Tradeoffs

- Families forced to choose between:
  - Camp vs. **day school, vacations, or other expenses**
- Camp is viewed as important but **financially unsustainable long-term**

### 9. Requests for Expanded Support

- Desire for:
  - **Multi-year funding**
  - **Higher grant amounts**
  - **More flexible and needs-based models**

### 10. Negative Experiences (Least Frequent)

- Isolated issues (e.g., **bullying, child not liking camp**)
- Rare compared to overwhelmingly positive sentiment